



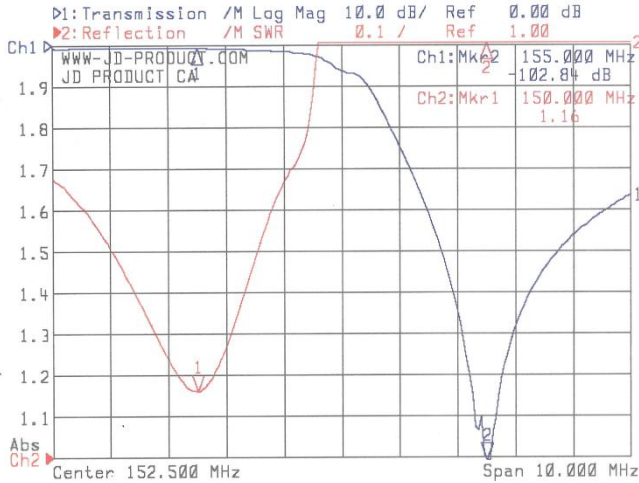
Especificaciones

Mecanicas	JD 176M
Dimensiones	218x 190x 40 MM

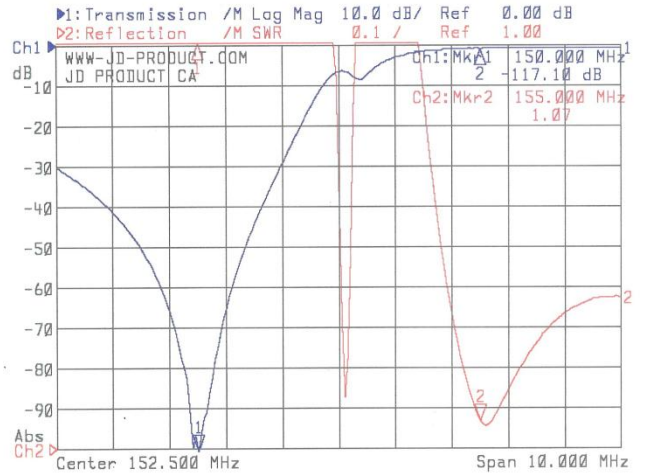
Especificaciones

Electricas	JD 176M
Rango Frecuencias	150 - 174 MHz
Separacion Tx-Rx	5 - 10 MHz
Conectores	N
Potencia Max	65 W
Perdida por Inserción	Typ.: 1.2 dB
Aislamiento Min	Typ.: 70 / 80 dB
Impedancia	50 Ω
VSWR	1.25:1

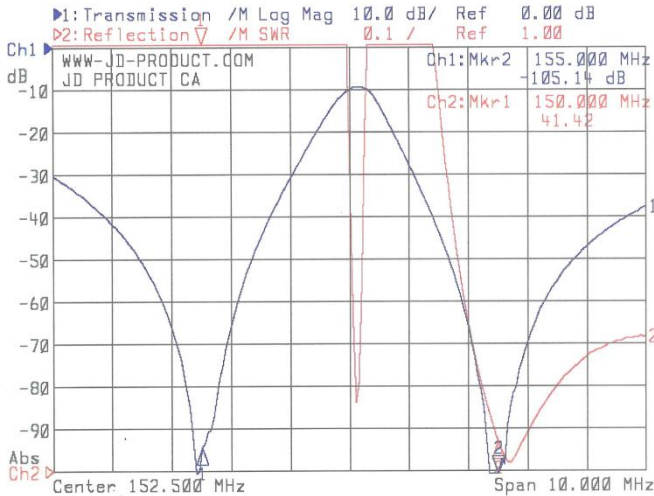




1: Mkr (MHz)	dB	2: Mkr (MHz)	dB
1: 150.00	-0.76	1: 150.00	1.16
2: 155.00	-102.84	2: 155.00	47.60



1: Mkr (MHz)	dB	2: Mkr (MHz)	dB
1: 150.00	-117.10	1: 150.00	40.74
2: 155.00	-0.82	2: 155.00	1.07



1: Mkr (MHz)	dB	2: Mkr (MHz)	dB
1: 150.00	-94.48	1: 150.00	41.42
2: 155.00	-105.14	2: 155.00	1.07

